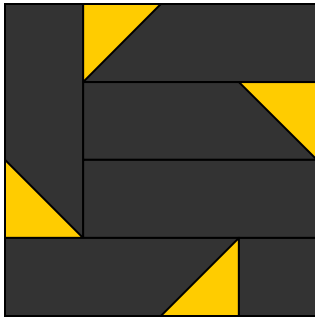
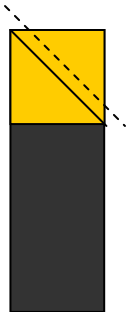


Olfa's 35th Anniversary Block



From black cut:
 5 ~ 2" x 5" rectangles
 1 ~ 2" x 2" square


From yellow cut:
 4 ~ 2" x 2" squares



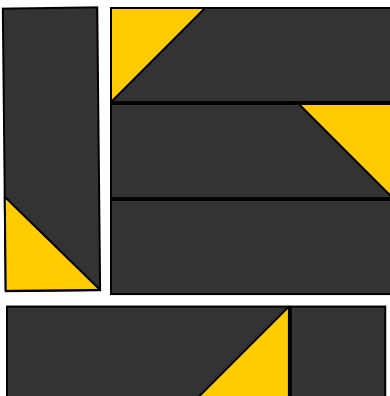
Place a yellow square on top the black rectangle as shown. Sew on the diagonal. Trim as shown. Press. Repeat to make three.



Sew the black square onto one of the units. Set the other two aside.



Place a yellow square on top the black rectangle as shown. Sew on the diagonal. Trim as shown. Press.



Assemble the block as shown first sewing the three pieces together. Next attach the piece to the left then the lower piece pressing as you go.