


Homespun Baby Quilt

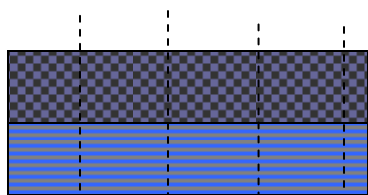


48" x 48"

Make 36 blocks using a variety of homespuns, checked and striped fabrics. Each block needs a lighter and darker fabric.


To make one block.

Cut one 2" x 9" strips from light and dark fabrics.

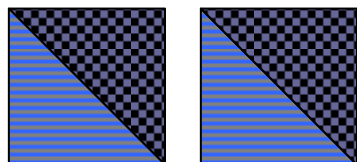


Sew the 2" strips together.


Cut the strip into 4 ~ 2" segments.




Sew the 2" segments into 4 patches.



Using a 3 1/2" easy angle ruler cut two triangles of light and dark fabric.
Sew the triangle pieces together.




Sew the half square triangles and the 4 patches together as shown.



Cut 24 ~ 2" squares


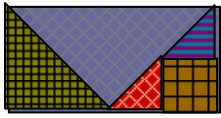
Using an easy angle ruler cut 48 ~ 2" triangles.

Sew together as shown.




Using a companion angle ruler cut 24 ~ 3 1/2" triangles.

Using an easy angle ruler cut 24 ~ 3 1/2" triangles.




Sew 12 with the pieced triangle to the left.
Sew 12 with the pieced triangle to the right.



Cut four background colored 3 1/2" triangles using an easy angle ruler.
Cut four homespun colored 3 1/2" triangles using an easy angle ruler.
Sew together.

Cut 5 ~ 3 1/2" strips for borders attach.
Quilt as desired.
Cut 5 binding strips. Bind.



Jo's Country Junction